

Healthcare & Commercial

Commercial washrooms are subject to more stringent legislation, more inconsiderate use, harsher cleaning regimes and a tougher cost/benefit analysis than their domestic counterparts. Our products have been designed specifically to meet these challenges.

With concealed fixing brackets and an integral back outlet coupled with no overflow, chain hole, tapholes or plug, the PORTMAN 21 basin has virtually no "reservoirs" in which water can promote the growth of bacteria.



IDEAL STANDARD

PORTMAN 21

400MM BASIN

- 400 X 370MM
- WHITE / NOF NCHN

CODE: 1RTH - S231401 **\$293**



IDEAL STANDARD

PORTMAN 21

500MM BASIN

- 500 X 370MM
- WHITE / NOF NCHN

CODE: NTH - S225101 **\$313**

CODE: 1TH - S225201 **\$313**

CODE: 2TH - S225301 **\$313**



IDEAL STANDARD

PORTMAN BASIN 400 X 370MM

- WHITE 1RTH NOF NOCH

CODE: S221201 **\$295**

PORTMAN BASIN 400 X 370MM

- WHITE NTH NOF NOCH

CODE: S220301 **\$295**

PORTMAN BASIN 500 X 420MM

- WHITE NTH NOF NOCH

CODE: S223601 **\$439**

PORTMAN BASIN 600 X 480MM

- WHITE NTH NOF NOCH

CODE: S227201 **\$935**

PORTMAN BASIN BRACKET

- FOR 400 & 500MM BASINS

CODE: S915167 **\$85**

PORTMAN 600MM BASIN BRACKET

CODE: S915067 **\$125**



IDEAL STANDARD

CONTOUR TOP

INLET URINAL

- C/W SPREADER & 40MM WASTE
- 0 STAR WELS RATING

CODE: 24032.10 **\$665**

CONTOUR BACK

INLET URINAL

- C/W SPREADER & 40MM WASTE
- 0 STAR WELS RATING

CODE: 24034.10 **\$665**

PRESTO URINAL

CONCEALED

FLUSHING VALVE

CODE: 70470.00 **\$580**



IDEAL STANDARD

ACTIVE BACK

INLET URINAL

- C/W SPREADER & 40MM WASTE
- 3 STAR WELS RATING ★★★

CODE: 12974.10 **\$560**

PRESTO URINAL

CONCEALED

FLUSHING VALVE

CODE: 70470.00 **\$580**

Contour 21 WC's have no rim. This rimless design leaves a single, easy to disinfect, outlet which works with an internal bowl design to flush the WC. Performance and hygiene, by design.



IDEAL STANDARD

VENTURA

ACCESSIBLE P SUITE

- W/SIDE LEVER
- 0 STAR WELS RATING

CODE: 24050.10 **\$1269**



IDEAL STANDARD

CONTOUR 21

ACCESSIBLE CC SUITE

- C/W WHITE SEAT WITH LID
- 0 STAR WELS RATING

CODE: 24060.10 **\$1438**



IDEAL STANDARD

CONTOUR 21

ACCESSIBLE BTW PAN

- C/W WHITE OR BLUE SEAT / NO LID
- 0 STAR WELS RATING

CODE: WHITE SEAT - 24064.10 **\$1499**

CODE: BLUE SEAT - 24066.10 **\$1499**



IDEAL STANDARD

CONTOUR 21


ACCESSIBLE BTW PAN

- C/W WHITE OR BLUE SEAT / NO LID
- 0 STAR WELS RATING

CODE: WHITE SEAT - 24062.10 **\$2014**

Installing new mixers on the wards can make a real difference to the safety and efficiency of a hospital. As well as their design reducing the chances of bacterial infection, the single lever mixers are much simpler and quicker to use than the old twin lever models.


New Markwik now has a horizontal outlet to ensure water drains completely, reducing the risk of bacteria build up.

IDEAL STANDARD
LASKA NEU BASIN MIXER
 • WITH LONG LEVER
 • 6 STAR WELS RATING ★★★★★
 CODE: BASIN MIXER - 34351.02 **\$246**
 CODE: LONG LEVER - 32096.02 **\$48**



IDEAL STANDARD
LASKA NEU BASIN MIXER SWIVEL SPOUT
 • 4 STAR WELS RATING ★★★★
 CODE: 34355.02 **\$410**



IDEAL STANDARD
LASKA NEU SHOWER MIXER
 • WITH LONG LEVER
 CODE: SHOWER MIXER - 34370.02 **\$185**
 CODE: LONG LEVER - 32096.02 **\$48**




IDEAL STANDARD
LASKA NEU KITCHEN MIXER
 • CAST SPOUT WITH LONG LEVER
 • 4 STAR WELS RATING ★★★★
 CODE: KITCHEN MIXER - 34330.02 **\$325**
 CODE: LONG LEVER - 32096.02 **\$48**



IDEAL STANDARD
MEDICAL MIXER WALL MTD LONG PROJECTION
 • CW LONG LEVER
 • 2 STAR WELS RATING ★★
 CODE: 32027.02 **\$735**



IDEAL STANDARD
MEDICAL MIXER WALL MTD
 • SHORT PROJECTION
 • CW LONG LEVER
 • 2 STAR WELS RATING ★★
 CODE: 32026.02 **\$659**



IDEAL STANDARD
MARKWIK THERMOSTATIC MIXER
 • WALL MTD SEQ LEVER
 • 0 STAR WELS RATING
 CODE: A4553AA **\$1584**

- Features:**
- Suitable for 15mm copper
 - Single lever operation with large easy to use lever
 - 200mm tap centres
 - Easy access for maintenance
 - No need to remove panels
 - Horizontal spout
 - Cleansing feature
 - Insulate technology keeps fittings at body temperature and therefore safe



ELEMENTI
BOTTLE TRAP
 CODE: 32MM 79102.02 **\$35**
 CODE: 40MM 79142.02 **\$35**



ELEMENTI
TOTI BOTTLE TRAP
 CODE: 32MM 79151.02 **\$75**



ELEMENTI
DISHWASHER AND WASHING MACHINE 15MM TAP
 CODE: 79205.02 **\$16**



ELEMENTI
ANGLE STOP 15MM
 CODE: 79203.02 **\$13**
ANGLE STOP 15MM AND FLEXIBLE RISER
 CODE: 79202.02 **\$29**



BATH CLICKER 40MM WASTE
 • NO OVERFLOW
 CODE: 79168.02 **\$59**



BASIN CLICKER 32MM WASTE
 CODE: OVERFLOW 79165.02 **\$25**
 CODE: NO OVERFLOW 79167.02 **\$25**